FRANKE

IT LIBRETTO DI INSTALLAZIONE
EN INSTALLATION MANUAL
FR MANUEL D'INSTALLATION
DE MONTAGEANLEITUNG
TR MONTAJ KITAPÇIĞI
ES MANUAL DE INSTRUCCIONES
PT LIVRO DE INSTRUÇÕES PARA INSTALAÇÃO
GR ΟΔΗΓΙΕΣ ΕΓΚΑΤΑΣΤΑΣΗΣ
RU РУКОВОДСТВО ПО УСТАНОВКЕ
NL INSTALLATIEHANDLEIDING
SE INSTALLATIONSHANDBOK
PL INSTRUKCJA MONTAŻU
CZ INSTALAČNÍ PŘÍRUČKA
UK ІНСТРУКЦІЯ ЗІ ВСТАНОВЛЕННЯ
RO MANUAL DE INSTALARE
AR كتيّب التركيب

FSMD 508

IT Attenzione! Prima di procedere all'installazione, leggere le Avvertenze e Suggerimenti contenute nel Libretto di Uso.

EN Warning! Before proceeding with installation, read the Recommendations and Suggestions in the User Manual.

FR Attention! Veuillez lire les consignes de sécurité que contient la Notice d'utilisation avant d'installer l'appareil.

DE Achtung! Lesen Sie vor Beginn der Installation die Sicherheitshinweise in der Bedienungsanleitung.

TR Uyarı! Montaj işlemine başlamadan önce, kullanma kılavuzundaki güvenlik bilgilerini okuyunuz.

ES ¡Atención! Antes de realizar la instalación, lea la información de seguridad del Manual del usuario.

PT Atenção! Antes de continuar a instalação, leia as informações de segurança no Manual de Utilizador.

GR Προειδοποίηση! Πριν συνεχίσετε με την εγκατάσταση, διαβάστε τις πληροφορίες ασφάλειας στο εγχειρίδιο χρήστη.

RU Внимание! Перед тем как приступать к установке, прочтите информацию по технике безопасности в руководстве пользователя.

NL Waarschuwing! Lees de veiligheidsinformatie in de gebruikershandleiding voordat u met de installatie begint.

SE Varning! Läs säkerhetsanvisningarna i bruksanvisningen innan du fortsätter med installationen.

PL Ostrzeżenie! Przed rozpoczęciem instalacji należy przeczytać informacje dotyczące bezpieczeństwa podane w Instrukcji obsługi.

CZ Upozornění! Před začátkem instalace si přečtěte bezpečnostní informace v návodu k použití.

UK Увага! Перед початком встановлення прочитайте інформацію щодо безпеки у Посібнику користувача.

RO Atenție! Înainte de a trece la instalare, citiți informațiile privind siguranța din Manualul Utilizatorului.

AR تنبيــه! قبل البدء بالتركيب، يرجى قراءة تعليمات السلامة الموجودة في كتيب تعليمات الاستعمال.

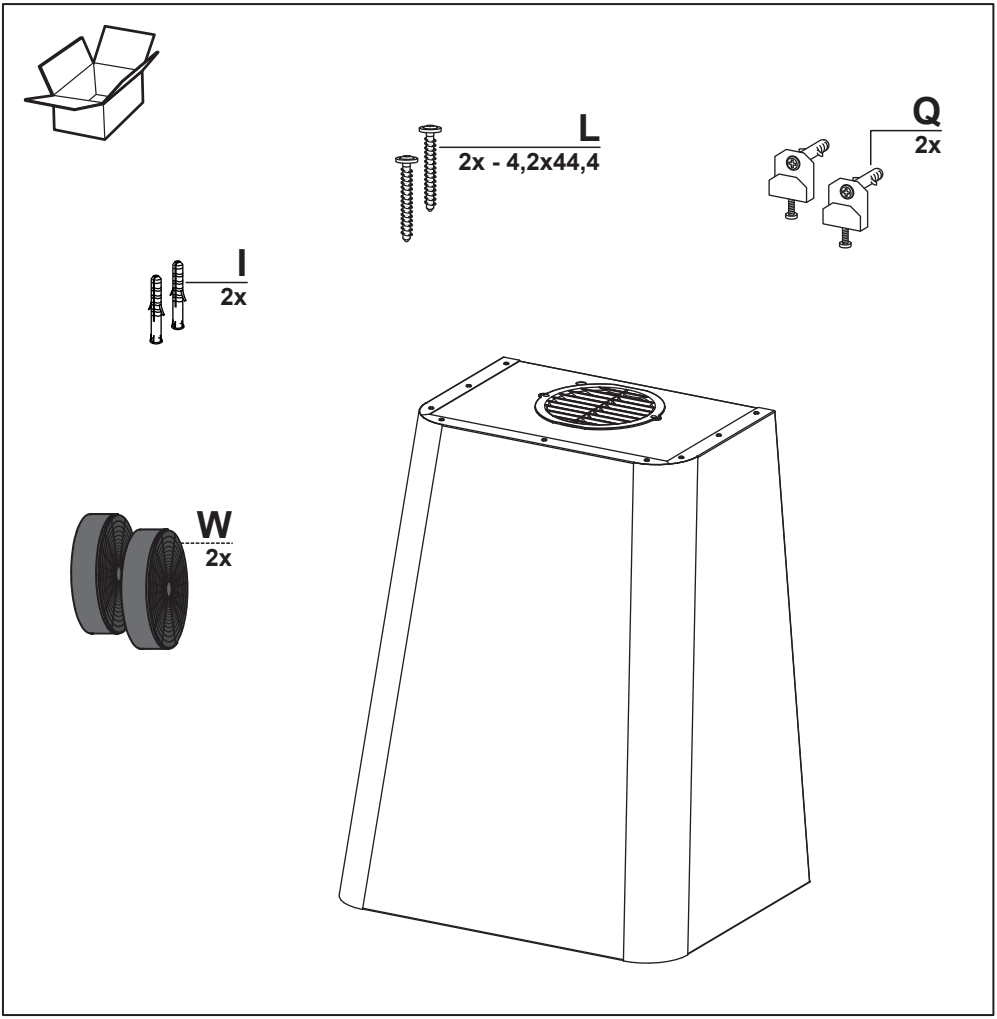
L
2x - 4,2x44,4
Q
2x
I
2x
W
2x


OK!

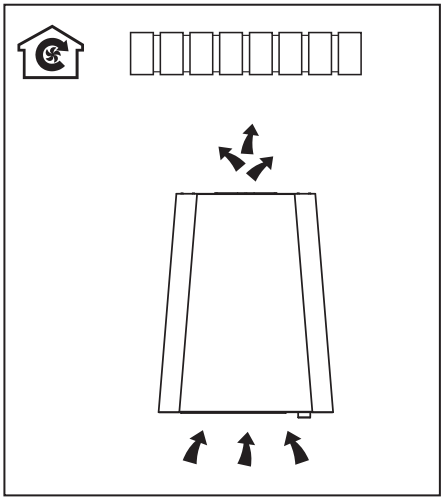

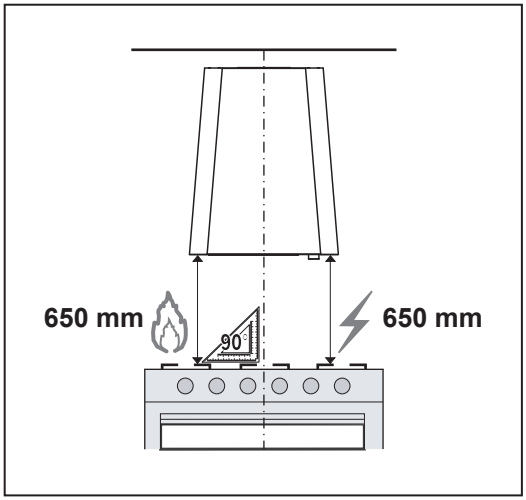
650 mm
90°
650 mm

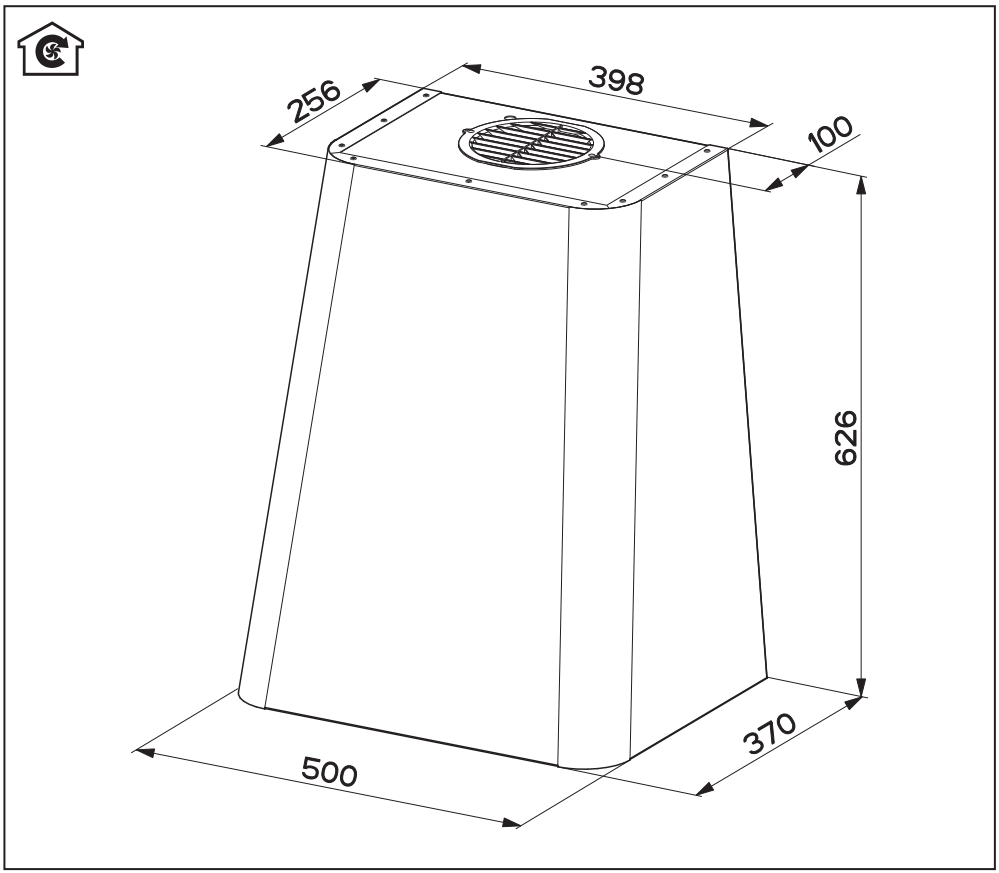
256
398
100
626
370
500

1

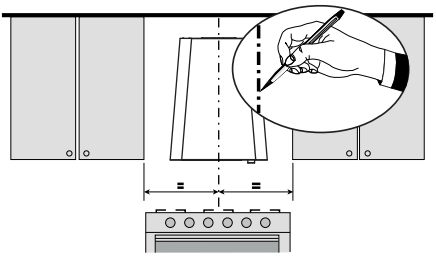

2

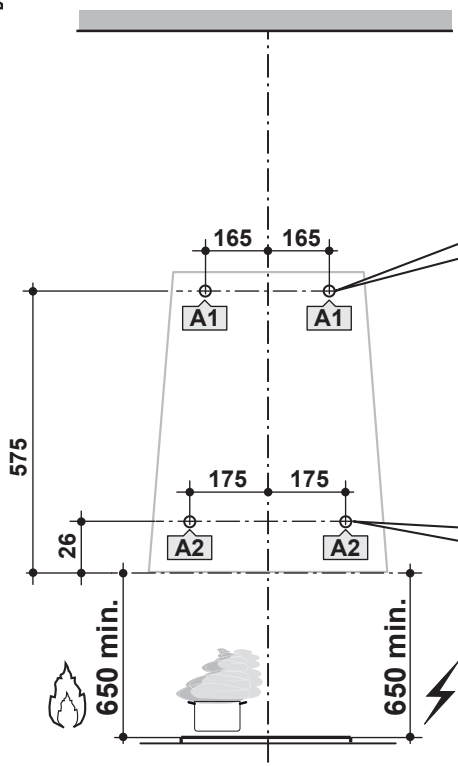
165
165
A1
A1
575
175
175
26
A2
A2
650 min.
650 min.

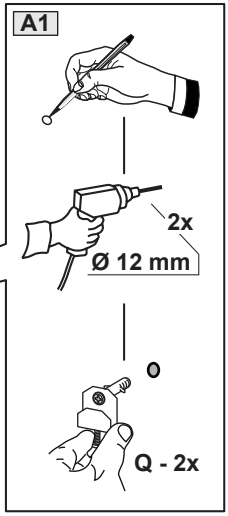
A1
2x
Ø 12 mm
Q - 2x

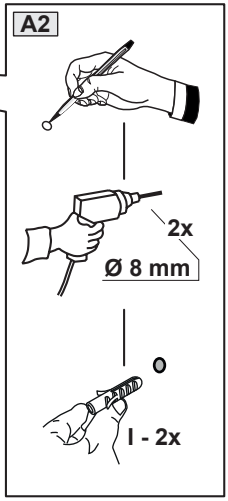
A2
2x
Ø 8 mm
I - 2x

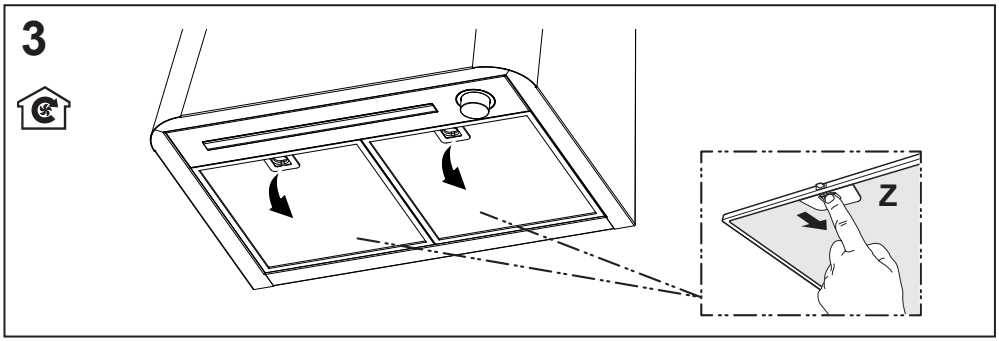
3
Z

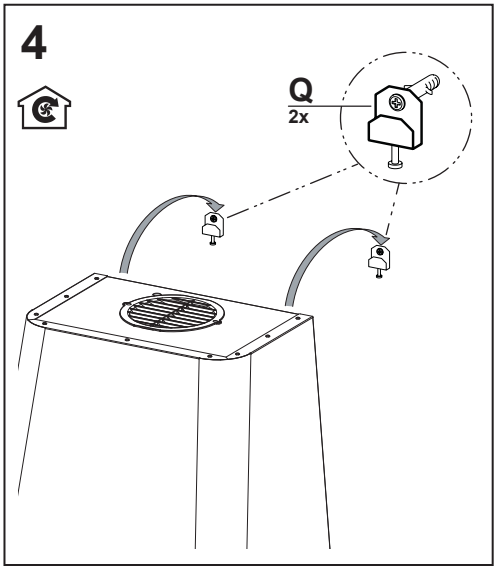
4
Q
2x

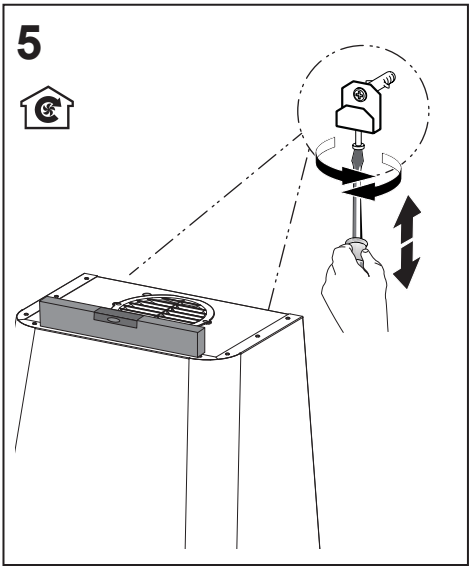
5

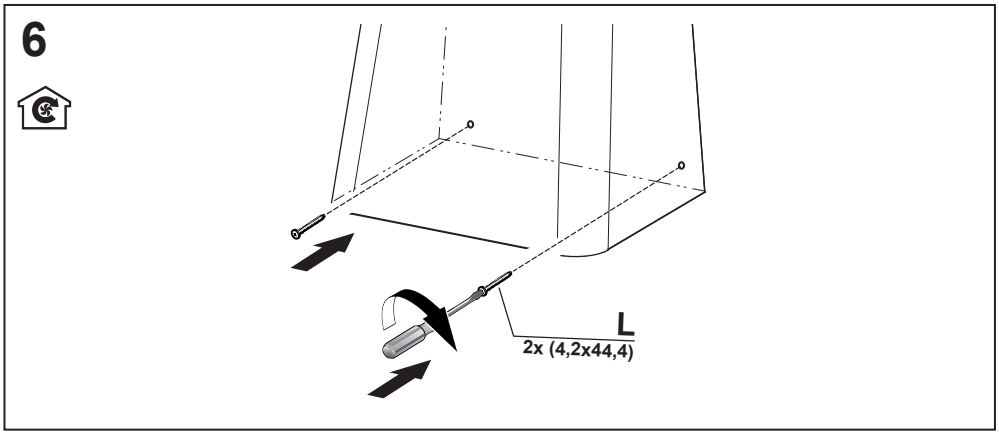
6
L
2x (4,2x44,4)

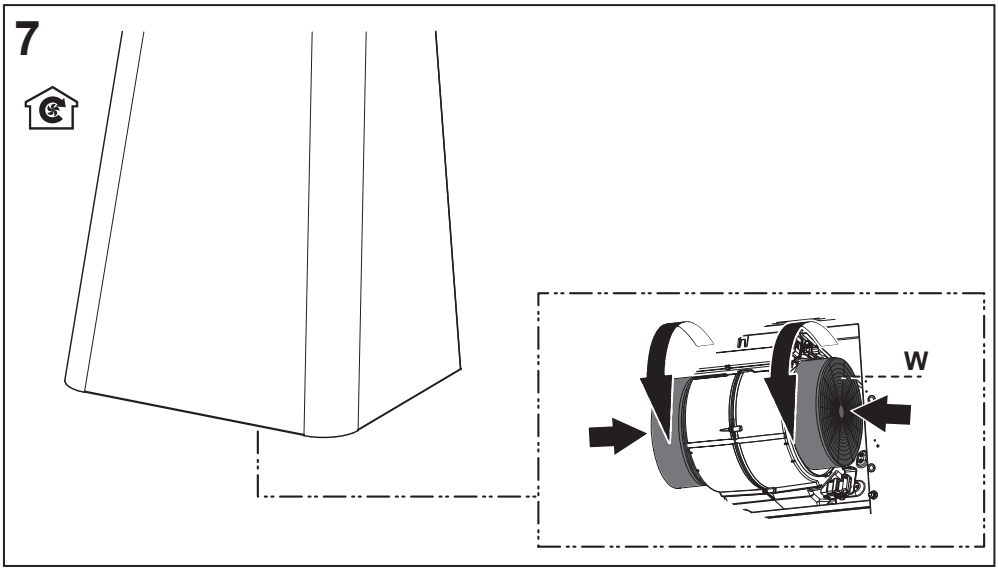
7
W

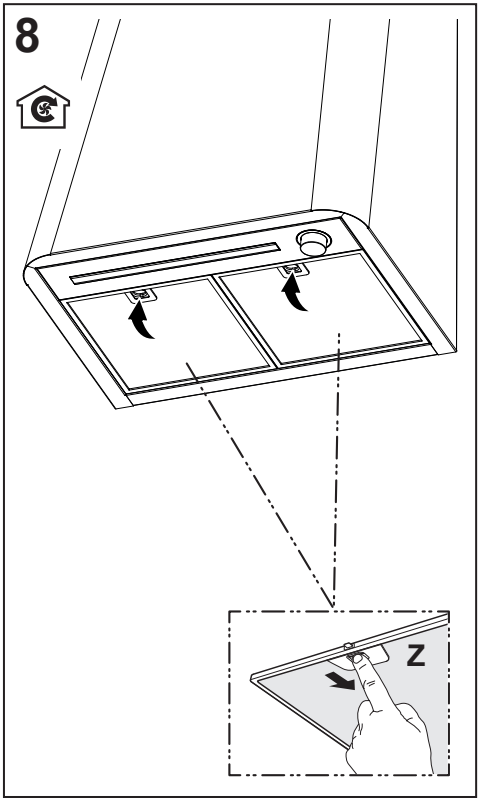
8
Z

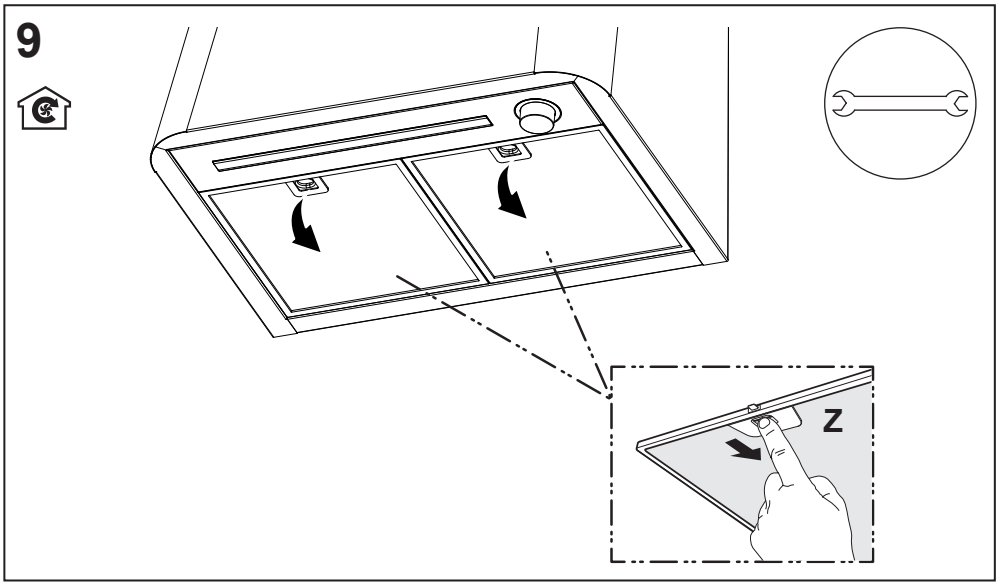
9
Z

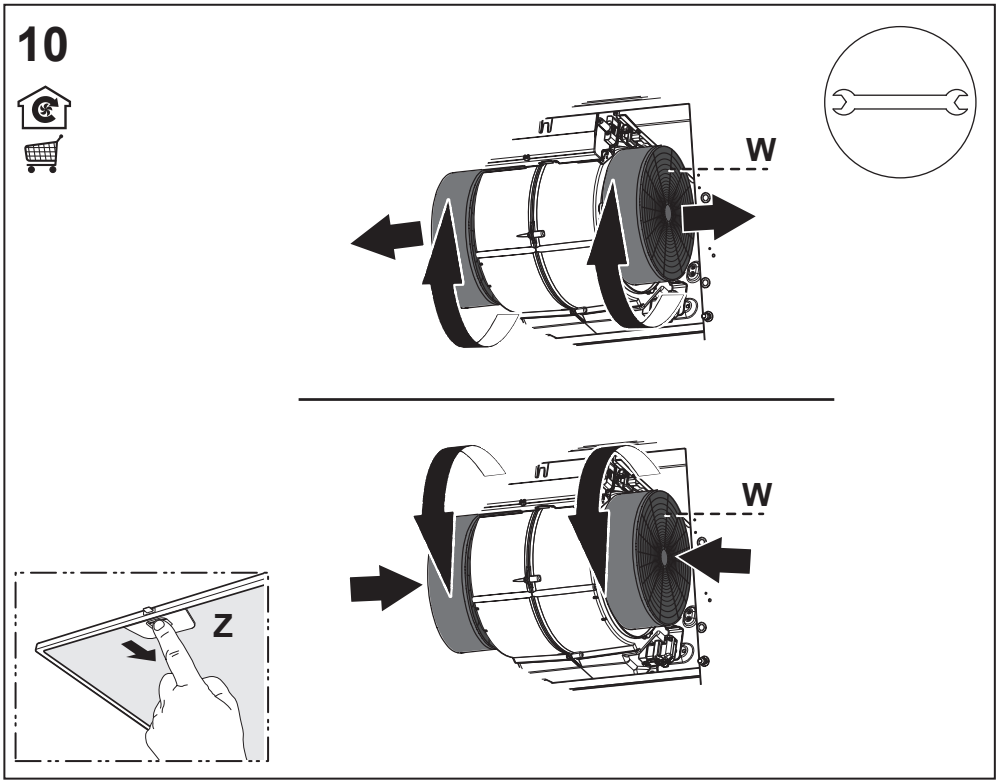
10
W
W
Z

Franke S.p.a.
Via Pignolini,2
37019 Peschiera del Garda (VR)
www.franke.it

991.0536.327_02 - 180509
D004416_01